



C16-EE/CHPP-107

6038

BOARD DIPLOMA EXAMINATION, (C-16)

JUNE—2019

DEEE—FIRST YEAR EXAMINATION

ENGINEERING DRAWING

Time : 3 hours]

[Total Marks : 60

PART—A

5×4=20

Instructions : (1) Answer **all** questions.

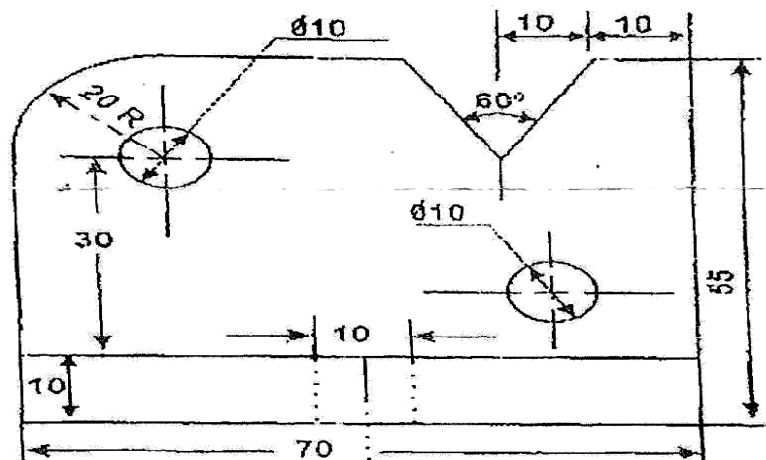
(2) Each question carries **five** marks.

(3) All dimensions are in mm.

1. Print the following in single stroke vertical capital letters of 10 mm size :

“ALL THE BEST FOR YOUR EXAMINATION”

2. Redraw the figure to full scale and represent with unidirectional dimensioning.



3. Construct a hexagon of 40 mm side using general method.

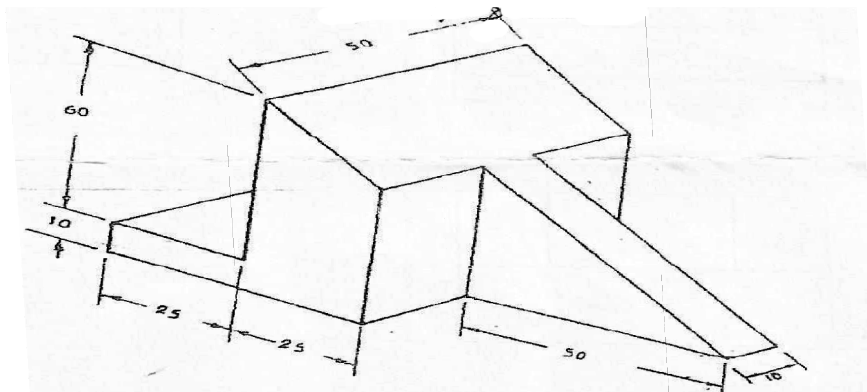
/6038

1
www.manareresults.co.in

[Contd....

*

4. Draw the auxiliary view of the inclined surface of the object given below :



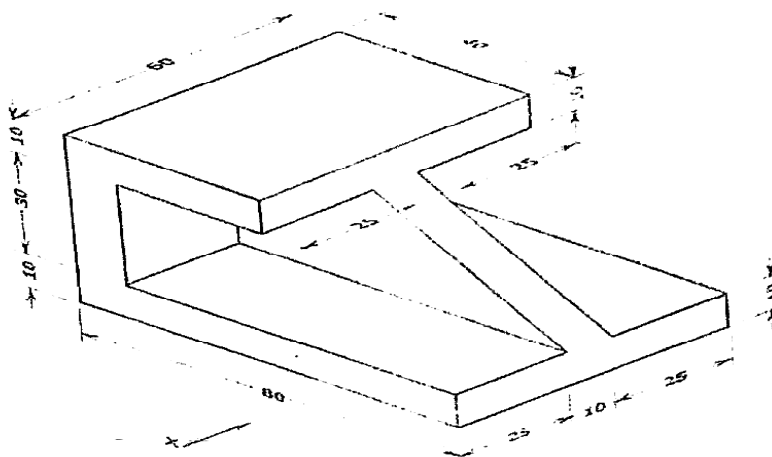
PART—B

10×4=40

- Instructions :** (1) Answer *any four* questions.
(2) Each question carries **ten** marks.
(3) All dimensions are in mm.

5. Construct an ellipse with major and minor axes of 90 mm and 60 mm respectively by concentric circle method.
6. A hexagonal pyramid side of base 25 mm and height 50 mm lies with one of its triangular faces on the HP and its axis is parallel to VP. Draw its projections.
7. Draw the front view, top view and right side view of the block shown in the figure below in first angle projection :

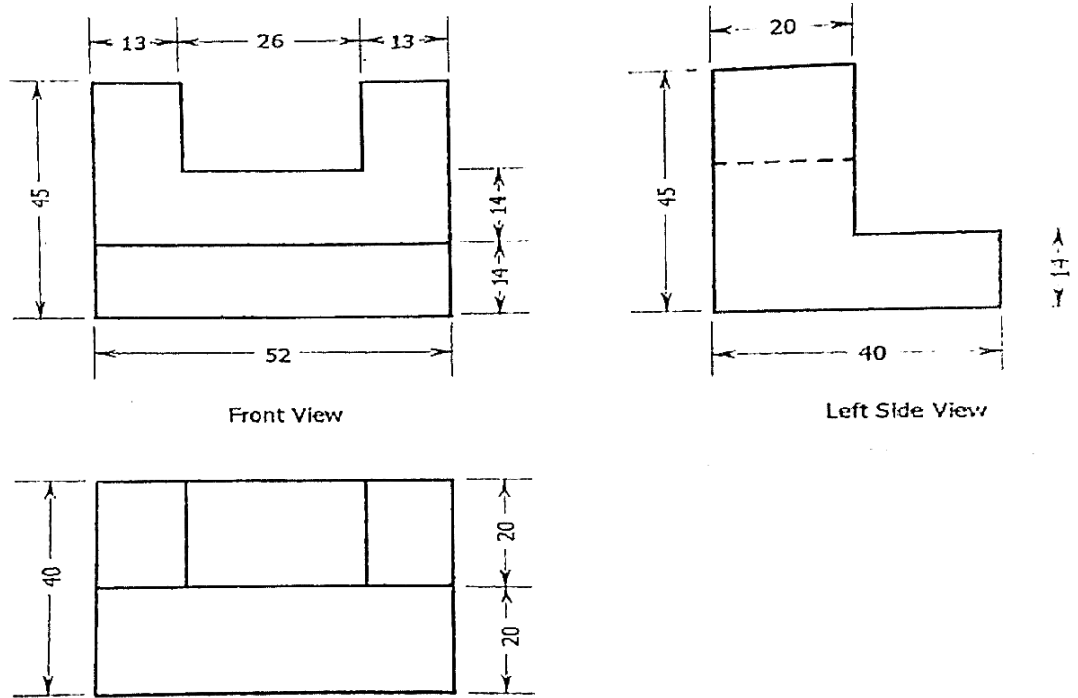
*



*

*

8. A cylinder of base diameter 40 mm and height 60 mm rests on its base on HP. A plane perpendicular to VP and inclined at 30° to HP cuts it through a point 30 mm from base on the axis. Draw the front view, top view and true shape of the section.
9. Draw the isometric views of the object whose orthographic views are given below :



10. A right circular cone of diameter 50 mm and axis 75 mm long is resting on its base on HP. It is cut by a section plane which is perpendicular to VP, inclined at 60° to HP and passing through a point on the axis at a height of 40 mm from the base. Draw the surface development of the bottom position of truncated cone.

*